




# **QUICK 1-2-3-4 INSTALLATION:**

**The easy to assemble, long-life alternative to a wooden bridge, delivered right to your doorstep.**

Made from durable, non-corrosive, military-grade aluminum and stainless steel, the lightweight design of Bridge-in-a-Box includes everything your need to install a strong, long-lasting bridge in your outdoor area. Installation is fast and easy; Bridge-in-a-Box can be assembled onto your precast concrete foundation piers in just one day.

**LET'S GET STARTED**




**BRIDGE  
IN-A-BOX**

# **QUICK 1-2-3-4 INSTALLATION:**


## **PREP THE SITE**

Position, bore and pour 12 inch concrete piers, or set precast concrete blocks.



## **SET THE BEAMS**

Place the beam seat plates on the concrete, and set and secure the beams.



## **LAY THE DECKING**

Set and secure the deck planks across the beams.



## **INSTALL THE BUMPER**

Slide the edge bumper into place and secure.

**TO ORDER**

**VISIT: [BRIDGE-IN-A-BOX.COM](http://BRIDGE-IN-A-BOX.COM)  
EMAIL: [INFO@BRIDGE-IN-A-BOX.com](mailto:INFO@BRIDGE-IN-A-BOX.com)  
PHONE: (716) 877-5257 OR 1-800-428-0023**

REV100814